

# Ekki Socks



Design & pattern © 2017 Wollhandwerk – Dela Hausmann – 34396 Liebenau, Germany. All rights reserved.  
English translation © 2017 Katharina Sokiran

These socks are dedicated to my father, whom we have welcomed into our home in the Northern Hessian Mountains after he had endured a lengthy hospital odyssey in Berlin.

At 86 years of age, he was completely uprooted. After a fall, he never saw his apartment again, and one day awoke in the middle of rural life, where he had been transplanted from the bustling big city – all decisions I had to make for him, but without him. I admire how he tries to see the best in his situation and has never lost his sense of humor! It hasn't always been an easy task, but after all these undertakings, we are very close to each other, and I'm happy about having my beloved Dad around all the time now.

These socks I knitted for him while visiting when he was hospitalized – the very first pair of socks at all for my father, who actually never even liked wool socks.

**Materials:** approx. 50 g [1.8 oz] MC black and 50 g [1.8 oz] CC red. (sock yarn by Atelier Zitron Trekking XXL (order # 2010, yardage 420 m/100g [460 yds/3.5 oz])); DPN set 2.5 mm [US1.5]

**Size:** German 36–42 [US6.0–8.5] and 43–47 [US9.0–13.5] (if numbers are different, you will find them in parenthesis)

**Gauge** per 10 x 10 cm [4 x 4 in] in stockinette stitch: 32 sts x 42 rows, in colorwork pattern: 35 sts x 43 rows.

## Instructions


**Cuff:** Using DPN set 2.5 mm [US1.5] and color MC, cast on 66 (72) sts, and divide the sts as follows: 16-16-17-17 (18-18-18-18). Continue from **Leg Chart**, working Rounds 1–32.

### Leg:

Work Rounds 28–35 from Leg Chart. (For the larger sizes, always work 6 sts more per round accordingly.) In Round 36, slip the first 2 sts to the right needle without working them; you will work these 2 at the end of the round instead. In Round 39, slip these 2 sts to the left needle again and work them before all other sts of this rd. Pull tightly on the working yarn.

Repeat Rounds 28 through 38, depending on desired shaft length. Start the heel flap after Round 34.





**Heel flap:**

Worked over 33 sts 33 (36) from Ndl 4 to Ndl 1.

Work 32 (34) rows, ending with a WS row.

**Heel turn:**

Row 1 (RS): k18 (k19), k2tog, k1, turn.

Row 2: slip 1, p4 (p3), p2tog, p1, turn.

Row 3: slip 1, k to 1 st before the gap, k2tog, k1, turn.

Row 4: slip 1, p to 1 st before the gap, p2tog, p1, turn.

Repeat Rows 3 and 4 until all sts are used up. In the last two rounds, knit the remaining two sts together at the end = 19 (20) sts remain.

**Gusset:** From both side edges of the heel flap, pick up and knit 16 (18) sts ea and divide the sts as follows: 26-16-17-25 (28-18-18-28) sts.

Working Rounds 1–33 from **Gusset Chart** = 66 sts (72). Continue until the foot length is approximately 5 [5.5] cm shorter than the desired length. Break CC.

**Toe:**

Knit 1 round, then in every other round, always k2tog the third- and second-to-last st of Needles #1 and #3, and k2tog the first and second st of Needles 2 and 4, until only 8 (9) sts remain on each needle.

From here on, continue decreases in every round, until only 10 sts remain in all. Thread yarn held double through these remaining sts and cinch, then carefully hide ends.


Work the second sock the same way.

© Wollhandwerk Dela Hausmann 34396 Liebenau, Germany. All rights reserved.

[www.wollhandwerk.de](http://www.wollhandwerk.de)

Our patterns, photographs and illustrations are protected by copyright. Materials are intended for personal use only. Any other use without our express written permission is not allowed.

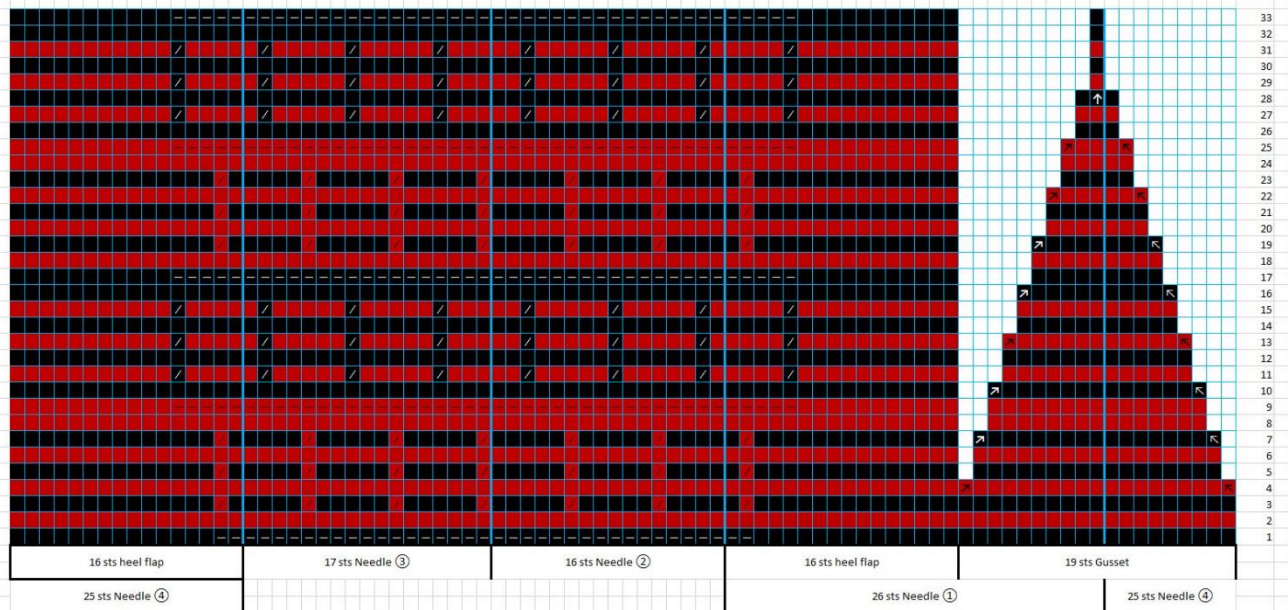




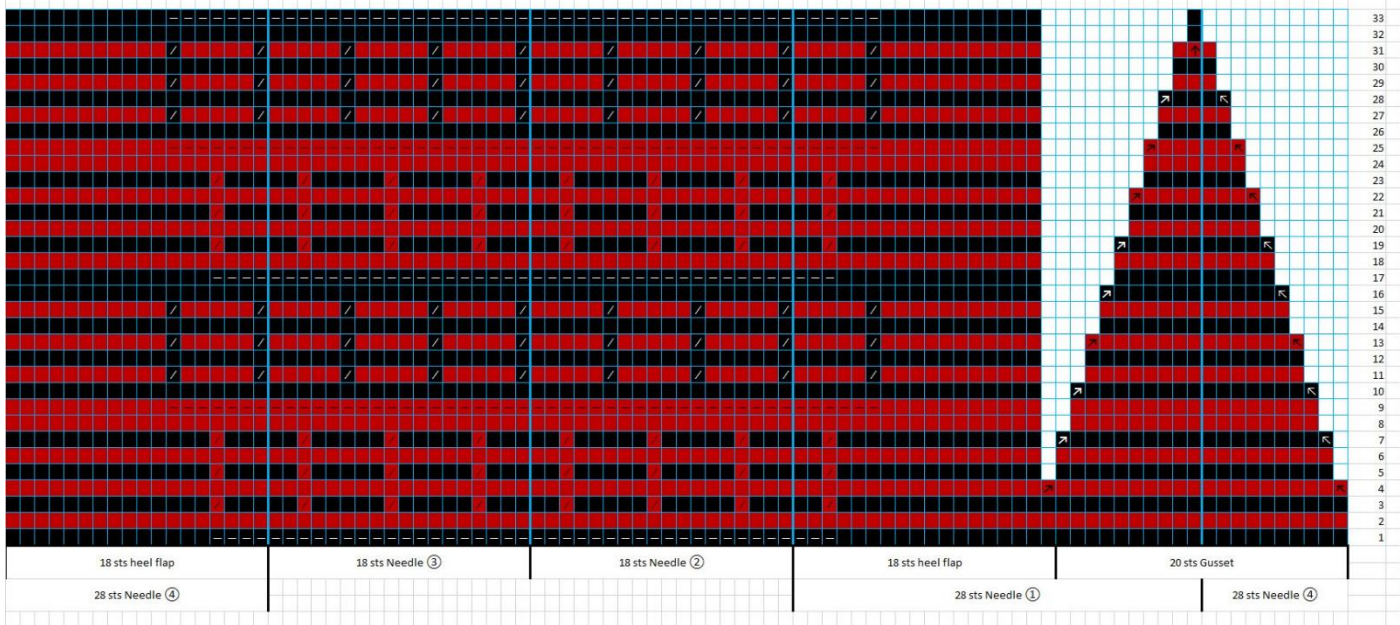
Design & pattern © 2017 Wollhandwerk – Dela Hausmann – 34396 Liebenau, Germany. All rights reserved.  
English translation © 2017 Katharina Sokiran



### Gusset Chart sizes 36–42



### Gusset Chart sizes 43–47



© Wollhandwerk Dela Hausmann 34396 Liebenau, Germany. All rights reserved.

[www.wollhandwerk.de](http://www.wollhandwerk.de)

Our patterns, photographs and illustrations are protected by copyright. Materials are intended for personal use only. Any other use without our express written permission is not allowed.

Design & pattern © 2017 Wollhandwerk – Dela Hausmann – 34396 Liebenau, Germany. All rights reserved.  
English translation © 2017 Katharina Sokiran