

Díanthus



Materials: fingering weight yarn, such as Trekking XXL by Atelier Zitron (order # 2010, yardage 420 m/100g [460 yds/3.5 oz]), approx total 60 g [2.1 oz], approx. 30 g [1.05 oz] **MC** gray and 30 g [1.05 oz] **CC** rose. DPN set 2.5 mm [US1.5] and 3.0 mm [US2.5].

Finished size: One-Size ladies.

Gauge: in stockinette st: 33 sts x 42 rows/rounds = 10 cm [4 in]; in pattern: 35 sts x 38 rounds.

Instructions

Cuff: Using 2.5 mm DPN set and color **MC**, cast on 60 sts; distribute as follows: 15–15–15–15.

1.-20.Rnd: **MC** *K1, P1* rep from *

21.Rnd: **MC** knit

Right Hand:

Change to bigger needles. With **MC** and **CC** continue from **Chart Hand** Round 1 to Round 19. In Round 1, increase 4 sts evenly distributed = 64sts; distribute as follows: 17–17–15–15. Work thumb increases from **Right Thumb Chart** over the section marked with **red line**. Afterwards, place thumb sts on hold and cast on 3 new sts over the area with the held sts = 64 sts. Now, work Rounds 38 through 47. Break **CC**.

Cuff: Change to DPN 2.5mm: In **MC**, knit 1 round, at the same time knitting 2 sts together at each needle k2tog = 15-15-13-13 sts, then work 10 rounds of *K 1, P1* around and bind off.

Thumb: Take up the previously held 21 thumb sts, cast on 5 new sts over the thumb opening = 26 sts for the thumb. In **MC**, knit 1 round, then work 10 rounds of *K 1, P1* around and bind off.

Work the left hand the same way, but shift thumb placement as per second **blue line** marking. Work the left hand the same way, but shift thumb placement as per second red line marking. Work thumb increases from Left Thumbs Chart.

Carefully hide all ends.

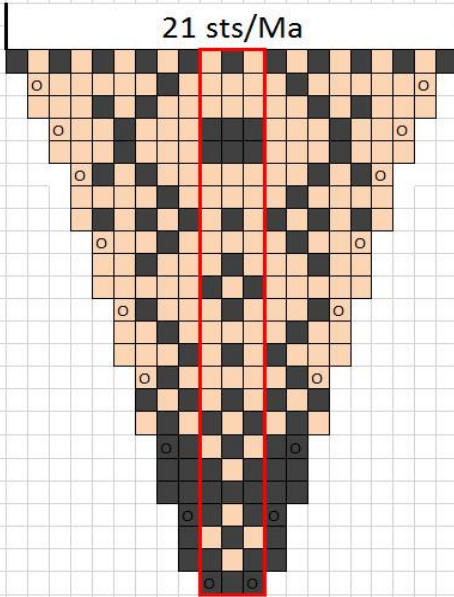
© Wollhandwerk Dela Hausmann 34396 Liebenau, Germany. All rights reserved. www.wollhandwerk.de





Our patterns, photographs and illustrations are protected by copyright. Materials are intended for personal use only. Any other use without our express written permission is not allowed.

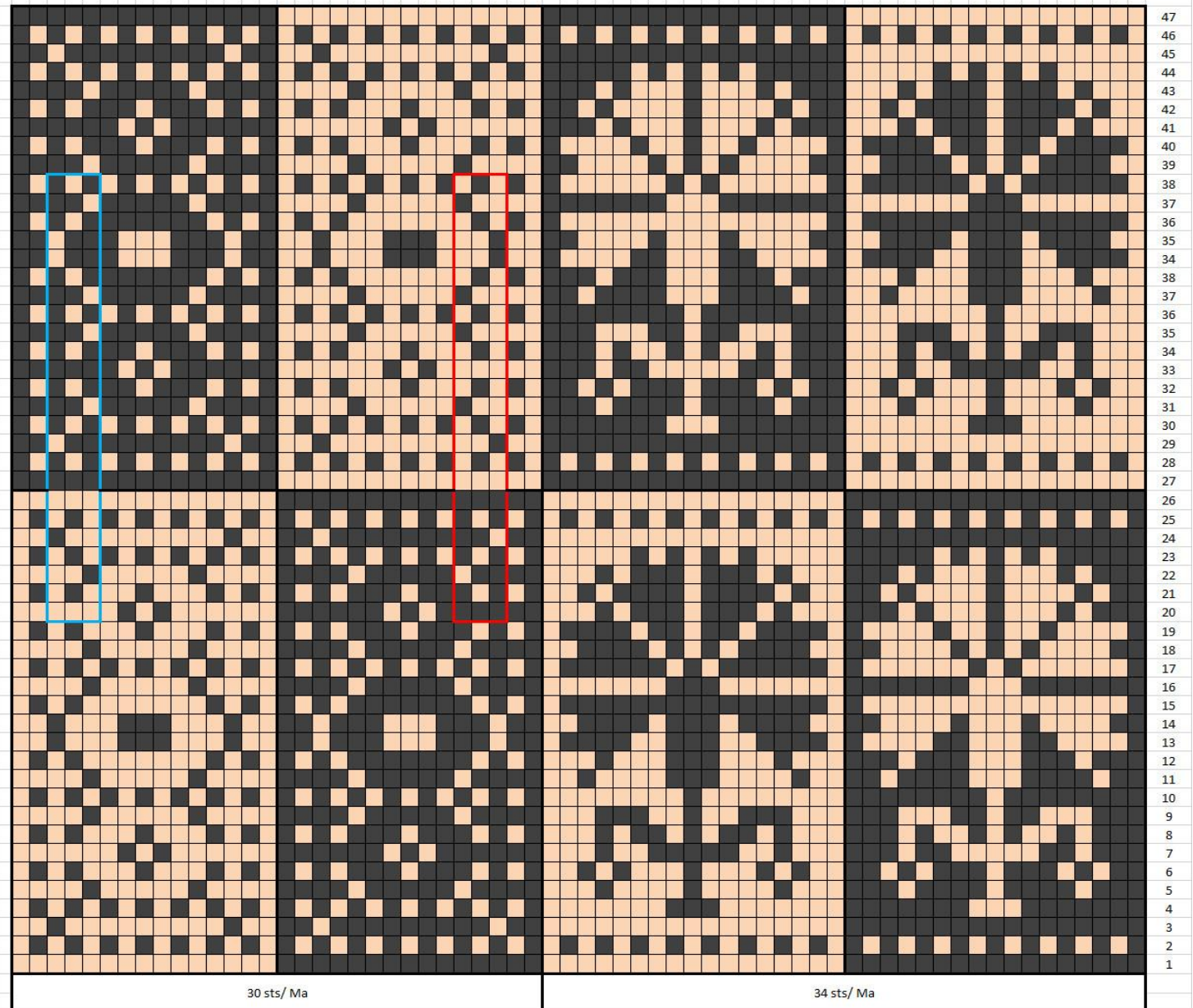
Chart Dianthus left and right hand -linke und rechte Hand

Right Thumb - Rechter Daumen

21 sts/Ma



-  1 Umschlag
-  1Ma Grundfarbe
-  1Ma Kontrastfarbe
-  yarn over
-  Knit 1 in MC
-  Knit 1 in CC



Left Thumb - Linker Daumen

21 sts/Ma

Diagram illustrating the Left Thumb (Linker Daumen) cast in a cable knit pattern. The thumb is shaped like a triangle, wider at the top and tapering to a point at the bottom. The pattern consists of alternating black and orange stitches. A blue rectangular box highlights a vertical section of the thumb, indicating the placement of a cable. The text "21 sts/Ma" is written above the thumb, indicating the gauge. The text "Left Thumb - Linker Daumen" is written above the diagram.

Left Thumb - Linker Daumen

21 sts/Ma

Diagram illustrating the Left Thumb (Linker Daumen) cast in a cable knit pattern. The thumb is shaped like a triangle, wider at the top and tapering to a point at the bottom. The pattern consists of alternating black and orange stitches. A blue rectangular box highlights a vertical section of the thumb, indicating the placement of a cable. The text "21 sts/Ma" is written above the thumb, indicating the gauge. The text "Left Thumb - Linker Daumen" is written above the diagram.



© Wollhandwerk Dela Hausmann 34396 Liebenau, Germany. All rights reserved.
www.wollhandwerk.de

Our patterns, photographs and illustrations are protected by copyright. Materials are intended for personal use only. Any other use without our express written permission is not allowed.

© Wollhandwerk Dela Hausmann 34396 Liebenau, Germany. All rights reserved.
www.wollhandwerk.de

Our patterns, photographs and illustrations are protected by copyright. Materials are intended for personal use only. Any other use without our express written permission is not allowed.

© Wollhandwerk Dela Hausmann 34396 Liebenau, Germany. All rights reserved.
www.wollhandwerk.de

Our patterns, photographs and illustrations are protected by copyright. Materials are intended for personal use only. Any other use without our express written permission is not allowed.